







		Price / Status / MLS #	Region Area		Approx. Heated SqFt	Bedrooms	Full Baths	Half Baths	Listing Office	Days On Market	Sold Date
1		\$423,000 10426 GREENVILLE RD JACKSONVILLE, FL 32256 Sold / 1180683	02	024	1,962	4	2	0		34	10/04/2022
2		\$320,000 1342 SHIRLEY OAKS DR S JACKSONVILLE, FL 32218 Sold / 1173274	09	092	2,858	5	3	1		61	09/08/2022
3		\$347,900 2779 ROCHFORD LN E JACKSONVILLE, FL 32225 Sold / 1177927	04	042	1,425	3	2	0		7	08/23/2022
4		\$365,000 3492 WHISPER CREEK BLVD MIDDLEBURG, FL 32068 Sold / 1173134	14	143	1,724	3	2	0		4	07/26/2022
5		\$330,000 2041 FROGMORE DR MIDDLEBURG, FL 32068 Sold / 1175332	14	146	1,634	4	2	0		2	07/25/2022
6		\$252,500 2171 DERRINGER CIR E JACKSONVILLE, FL 32225 Sold / 1172733	04	042	1,132	2	2	0		7	07/12/2022
7		\$495,000 3682 CASITAS DR JACKSONVILLE, FL 32224 Sold / 1165912	02	026	2,019	3	2	1		12	06/10/2022
8		\$236,500 453 SUNSTONE CT ORANGE PARK, FL 32065 Sold / 1158338	13	139	1,440	3	2	1		1	04/25/2022
9		\$340,000 13544 CRASHAW RD JACKSONVILLE, FL 32246 Sold / 1154954	02	025	1,157	2	2	0		8	03/16/2022
10		\$320,000 2443 SE 150TH ST STARKE, FL 32091 Sold / 1149018	52	523	2,021	3	2	0		29	03/14/2022

		Price / Status / MLS #	Region Area		Approx. Heated SqFt	Bedrooms	Full Baths	Half Baths	Listing Office	Days On Market	Sold Date
11		\$292,000 1515 GLADIOLUS AVE ORANGE PARK, FL 32073 Sold / 1144609	13	132	1,654	3	2	0		18	02/25/2022
12		\$390,000 2775 RIVERSIDE AVE JACKSONVILLE, FL 32205 Sold / 1101237	03	032	2,190	3	2	1		246	02/07/2022
13		\$720,000 436 MARSH POINT CIR ST AUGUSTINE, FL 32080 Sold / 1130143	33	331	2,932	4	3	0		23	11/17/2021
14		\$190,000 347 SONORA DR ORANGE PARK, FL 32073 Sold / 1128934	13	132	935	3	1	1		31	11/15/2021
15		\$280,000 8593 FLOORSTONE MILL DR JACKSONVILLE, FL 32244 Sold / 1128275	06	067	1,538	3	2	0		12	10/12/2021
16		\$630,000 907 COPELAND ST JACKSONVILLE, FL 32204 Sold / 1121673	03	031	3,828	8	4	0		47	10/12/2021
17		\$281,400 1094 MEADOW DR ORANGE PARK, FL 32065 Sold / 1130532	13	136	1,428	3	2	0		2	10/01/2021
18		\$245,444 5850 PAVILION DR JACKSONVILLE, FL 32258 Sold / 1122898	01	015	1,476	2	2	1		19	09/23/2021
19		\$436,618 689 PORTO CRISTO AVE ST AUGUSTINE, FL 32092 Sold / 1117576	30	308	2,530	3	2	1		31	09/09/2021
20		\$191,500 10200 BELLE RIVE BLVD 5004 JACKSONVILLE, FL 32256 Sold / 1112906	02	024	1,410	2	2	0		29	08/06/2021
21		\$300,000 7 MITCHELL AVE ORANGE PARK, FL	13	135	2,084	4	2	1		1	07/19/2021

		Price / Status / MLS #	Region	Area	Approx. Heated SqFt	Bedrooms	Full Baths	Half Baths	Listing Office	Days On Market	Sold Date
		32073 Sold / 1115113									
22		\$691,960 2540 CASSIA LN JACKSONVILLE, FL 32246 Sold / 1096883	02	025	2,916	4	3	0		0	06/18/2021
23		\$215,000 104 GOVERNOR ST GREEN COVE SPR, FL 32043 Sold / 1110334	16	161	1,200	2	2	0		3	06/03/2021
24		\$165,000 2556 RED ROBIN DR JACKSONVILLE, FL 32210 Sold / 1101353	05	053	1,070	3	2	0		4	05/07/2021
25		\$375,000 314 N RIDGE DR FLEMING ISLAND, FL 32003 Sold / 1086639	12	123	2,795	5	3	1		91	04/29/2021
26		\$188,100 3920 HIDEAWAY LN MIDDLEBURG, FL 32068 Sold / 1103406	14	142	1,473	3	2	0		1	04/21/2021
27		\$180,000 7801 POINT MEADOWS DR 2309 JACKSONVILLE, FL 32256 Sold / 1098947	02	024	1,414	3	2	0		1	04/09/2021
28		\$209,000 818 BLACK CHERRY DR S ST JOHNS, FL 32259 Sold / 1099190	30	301	1,468	3	2	1		2	03/26/2021
29		\$376,500 1465 SHADOW CREEK DR ORANGE PARK, FL 32065 Sold / 1092801	13	139	2,775	4	2	1		0	03/19/2021
30		\$190,000 3639 DREW ST JACKSONVILLE, FL 32207 Sold / 1087001	01	011	1,168	3	2	0		20	03/05/2021
31		\$290,000 840 TRELIS BAY DR ST AUGUSTINE, FL 32092 Sold / 1093818	30	304	1,503	3	2	0		2	03/01/2021
32		\$559,000 2430 PROVATI CT JACKSONVILLE, FL 32246	02	025	2,443	3	3	0		2	01/21/2021

	Price / Status / MLS #	Region Area	Approx. Heated SqFt	Bedrooms	Full Baths	Half Baths	Listing Office	Days On Market	Sold Date
	Sold / 1086344								
33	 \$328,000 128 OYSTER BAY WAY PONTE VEDRA, FL 32081 Sold / 1057603	27	272	1,644	2	2	0	173	12/24/2020
34	 \$310,000 3864 GREAT FALLS LOOP MIDDLEBURG, FL 32068 Sold / 1069639	14	141	2,920	4	3	1	85	12/18/2020
35	 \$242,990 3521 GRAYSON LN MIDDLEBURG, FL 32068 Sold / 1011354	14	143	1,698	4	2	0	436	12/18/2020
36	 \$255,000 2232 MARCEL DR ORANGE PARK, FL 32073 Sold / 1079387	13	135	1,737	4	2	0	16	12/11/2020
37	 \$524,009 2430 PROVATI CT JACKSONVILLE, FL 32246 Sold / 1069300	02	025	2,443	3	2	0	0	12/08/2020
38	 \$314,900 4985 RATHBONE DR JACKSONVILLE, FL 32257 Sold / 1058465	01	013	2,241	4	3	0	113	11/19/2020
39	 \$228,000 7627 KINGSTREE DR S JACKSONVILLE, FL 32211 Sold / 1072527	04	041	1,950	4	2	0	12	10/29/2020
40	 \$170,000 8415 STARWAN RD S JACKSONVILLE, FL 32211 Sold / 1065724	04	041	1,146	3	1	1	59	10/19/2020
41	 \$764,900 10103 CHESTERTON RD JACKSONVILLE, FL 32246 Sold / 1062473	02	023	5,257	5	4	1	1	10/08/2020
42	 \$370,000 7865 RIVERDALE RD ST AUGUSTINE, FL 32092 Sold / 1050413	34	344	2,400	4	3	0	91	09/30/2020
43	 \$172,200 224 LARKIN PL 108 ST JOHNS, FL 32259	30	301	1,230	2	2	0	70	09/29/2020

	Price / Status / MLS #	Region Area	Approx. Heated SqFt	Bedrooms	Full Baths	Half Baths	Listing Office	Days On Market	Sold Date
	Sold / 1051241								
44	 \$280,000 3545 HOOVER LN JACKSONVILLE, FL 32277 Sold / 1067259	04 041	1,862	4	2	0		3	09/18/2020
45	 \$309,000 333 CARNATION ST ST JOHNS, FL 32259 Sold / 1037115	30 301	2,139	3	2	0		130	09/01/2020
46	 \$172,500 8095 SUMMERGATE CT JACKSONVILLE, FL 32256 Sold / 1061120	02 027	1,248	2	2	1		29	08/14/2020
47	 \$165,000 5630 CRUZ RD JACKSONVILLE, FL 32207 Sold / 1040997	02 021	1,787	4	2	0		112	08/07/2020
48	 \$177,000 8472 OAK CROSSING DR W JACKSONVILLE, FL 32244 Sold / 1052962	05 056	1,324	3	2	0		18	07/20/2020
49	 \$212,900 923 FLOYD ST FLEMING ISLAND, FL 32003 Sold / 1035261	12 123	1,356	3	2	0		130	07/17/2020
50	 \$215,000 94 VIA SONRISA ST AUGUSTINE, FL 32092 Sold / 1052175	30 308	1,477	3	2	1		29	07/15/2020
51	 \$92,945 407 OVERBROOK DR 98 JACKSONVILLE, FL 32225 Sold / 1042893	04 042	1,428	2	2	1		13	05/22/2020
52	 \$159,900 7327 BAMBERG RD JACKSONVILLE, FL 32277 Sold / 1038658	04 041	1,452	3	2	0		56	05/15/2020
53	 \$134,500 7623 BAYMEADOWS CIR 2043 JACKSONVILLE, FL 32256 Sold / 1035063	02 024	1,220	2	2	1		44	04/01/2020
54	 \$171,000 325 SPRING FOREST AVE JACKSONVILLE, FL 32216	02 022	1,247	3	1	0		5	03/11/2020

	Price / Status / MLS #	Region Area	Approx. Heated SqFt	Bedrooms	Full Baths	Half Baths	Listing Office	Days On Market	Sold Date
	Sold / 1035256								
55	 \$142,500 2662 CARMEL CT A ORANGE PARK, FL 32065 Sold / 1031948	13	138	1,048	3	2	0	10	02/14/2020
56	 \$175,000 6450 DIAMOND LEAF DR JACKSONVILLE, FL 32244 Sold / 1026778	06	063	1,735	3	2	0	5	01/21/2020

Property information is not guaranteed. © 2022 [MLS](#) and [FBS](#). Prepared by PAUL L GRAVES on Tuesday, October 11, 2022 9:56 AM.